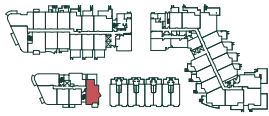


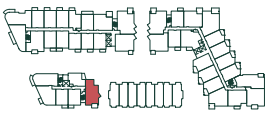
# Home Type B12

## 2 Bedroom + 2 Bath

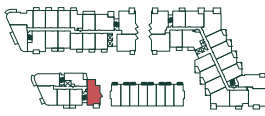
INTERIOR SF: 857  
BALCONY / PATIO SF: 80-109  
TOTAL AREA: 937-966



LEVEL 1-2



LEVEL 2-3



LEVEL 3-5

